


General *PIPE CLEANERS*

CONDENSED CATALOG



The toughest tools down the line.™



Super-Vee™ *The Small Drain Specialist*

For kitchen, bathroom, laundry drains, and lines up through 3" in diameter. Has a patented Slide-Action Chuck built right into the grip shield. Just slide it back to grip cable; forward to release it. Automatically adjusts for different size cables. You get your cable into the line faster, pull it out faster, and have full control at all times. To switch to a different cable, loosen three screws, pull front of drum off cable and load in another cartridge. Takes less than a minute and turns what could be a messy job into a clean one. Dyna-Thrust™ bearing system protects motor and significantly extends the life of the tool. Cordless models also available.

Power-Vee™

Squeeze Trigger to Feed Cable Into Line

In tight or awkward places, the Power-Vee is like having an extra hand. To feed the cable, just start the Power-Vee and squeeze the lever. To retract it, reverse the motor and squeeze the lever. It feeds 3/8" cables at 16 ft. per minute.

The feed handles 1/4", 5/16" and 3/8" cables. No adjustment, disassembly, or additional parts required. Like the Super-Vee, the Power-Vee has quick loading cable cartridges, so it's easy to change to a different cable diameter. Dyna-Thrust™ bearing system protects the motor and significantly extends the life of the tool. Cordless models also available.



Drain-Rooter PH™ *The Clean Machine*

Equipped with a variable speed power cable feed and variable speed motor, the Drain-Rooter PH makes drain cleaning jobs easier and faster. It feeds and retrieves the cable at up to 16 ft. per minute and a four-foot long guide hose eliminates cable whipping, dirty fixtures and messy floors.

The drum speed can be varied by changing the pressure on the foot pedal, making it easier to thread the boring head through strainers and crossbars. Great for long jobs or when working in cramped areas, the Drain-Rooter PH can be operated in both vertical and horizontal positions to get closer to the drain opening. A quick-change cartridge system allows you to switch to different diameter cables without pulling the old cable out of the drum.



Mini-Rooter™ & Mini-Rooter XP™

Light Weight with a Long Reach

With 75 feet of 3/8" cable and a 1/3 hp motor, the inexpensive Mini-Rooter clears lines from roof top to basement. You can do heavier work in 4" lines when the machine is equipped with 1/2" cable.

The drum comes off in seconds for more portability. An optional Power Cable Feed gives better feeding and retracting control, so the job is easier. For small drain work, you can order a J-Drum or Dual Drum for handling small drain work. The Mini-Rooter XP maximizes mobility with 8" semi-pneumatic wheels and a folding handle to save space.





Sewerooter T-3™ *For Inside Jobs; with a 100 Foot Capacity*

Big 8" wheels and a tall handle make this an easy machine to move around. Drum holds 100 feet of 1/2" Flexicore cable that's tough enough to clear stoppages even in 4" drain lines. A Power Cable Feed gives you an easy way to feed cables, driving them into the line and retracting them without reversing the motor rotation. The T-3 has a capacitor start 1/3 hp motor with thermal overload protection, an air-activated foot pedal, and Ground Fault Circuit Interrupter. Other features include a folding handle and a quickly and easily removable drum.

Metro-Rooter™

Root Cutting Power at a Great Price

The Metro-Rooter is a tough root cutting machine in a compact, lightweight package, at a price that's easy on tight budgets. With 75 feet of 5/8" cable it handles roots and other difficult obstructions in 3" to 6" lines – ideal for city drain cleaners, plumbers and contractors. It's light enough for one person to take down to the basement or up on the roof. The variable speed Power Cable Feed, a real labor saver, gives you better control when working through tough stoppages. Tall handle folds easily to take up less room in your truck.



Speedroooter 91™

100 ft. x 3/4" Capacity; Portable and Versatile

The Speedroooter 91 uses two different size drums, one with 3/4" cable and one with 1/2" cable, enabling it to handle 3" through 10" lines. Capacity of large drum is 100 ft. of 3/4" cable. It has a see-through inner drum cage that prevents cable tangling, while enabling the operator to see how much cable is left in the drum. The machine also has an air-activated foot pedal and a Ground Fault Circuit Interrupter for safety. Power Cable Feed takes most of the muscle work out of drain cleaning because it has the pulling power to get your cable out of the line, even on long, tough jobs. Other features: V-belt stair climbers, 10" ball bearing wheels, a truck loading wheel, and a tool box.

Maxi-Rooter™ *A Big Capacity, Heavy Duty Machine*

The Maxi-Rooter holds 125 feet of 3/4" cable and can drive a lot more. Clears roots, sand and scale from sewers. An inner drum prevents tangling but allows you to see how much cable is left in the drum. Pneumatic foot pedal has no electrical contact between pedal and motor. The 3/4 hp motor swivels out of the way for easy drum removal. Power Cable Feed drives or retracts cable at any speed you want from zero to twenty feet per minute. Machine rolls on big 10" ball bearing wheels. Standard equipment includes V-belt stair climbers, built-in tool box and truck loading wheel.



I-95™ *It's Three Machines in One*

Here's a sectional cable machine that drives 7/8" and 5/8" sections – or even 5/16" cables for small drain work. You switch from 7/8" to 5/8" and back by repositioning the chuck cone. No adapter required. Attach a small drum to the back of the machine to drive smaller cables. The I-95 gives you power and convenience. The motor is a 1/3 hp capacitor type, so it delivers plenty of torque to the cables. Yet, as soon as you lift the drive handle, the cable stops rotating, so there's no additional torque build up. You also use the drive handle to carry the machine. And when it's in position on the job, its four point base gives it rock-solid stability. A cutter holder is attached to the back of the I-95, so your cutting heads are always with the machine. A Ground Fault Circuit Interrupter is standard equipment.



Root 66™ *Uses Sectional Cables for 1-1/4" thru 4" Lines*

The Root 66 is ready for all your inside and roof top jobs. Slip on a small drum for sink drain work; use 5/8" sectional cables for lines up through 3"; or use 7/8" cables for 4" lines – and you do all the switching without adapters or tools. The Root 66 spins the cable at 400 rpm. To operate, just feed the cable into the line, turn on the motor, and press down on the handle. The cable stops rotating as soon as you lift the handle, so there's no additional torque build up. A heavy duty sealed 1/2 hp motor is standard. An optional dolly is available for easy transport over long distances.



Model 88™ *You Walk While It Works*

The Model 88 is almost as easy to run as a lawn mower. You push eight or ten foot cable sections into the line until you reach some resistance. Then attach the cable to the machine, stand behind it, and turn it on. Watch the cable feed itself into the line. When a section has run into the drain, attach another one and keep going. This self-feeding feature also works to pull sections out of the line. Cables snap together in a second and are taken apart quickly. The Model 88 handles jobs up to 200 feet long in 3" to 10" lines.

An adjustable safety clutch protects cables and operator.

Hot-Rodder™ *The Muscle Machine*

This sectional cable machine combines power, maneuverability, and light weight in an easy to use package that speeds up drain cleaning work. Just press down on the chuck handle, and a 3/4 hp motor spins the cable at 715 rpm, cleaning lines up to 10" in diameter 200 feet away.

The Hot-Rodder stands tall on the job; stands small in your truck, thanks to a handle that folds over in seconds to make the machine more compact. You can also use the handle as an aid when loading the machine into your truck. And the Hot-Rodder's big 10" wheels make it easy to move the machine to and from the job.

The Hot-Rodder frame is powder coated, and the handle is chrome plated. The high-density plastic motor cover is so tough it can stand up to sledge hammer blows.



Jet-Set™ *Clear Grease and Ice with High-Pressure Water*

General's water jets are ideal for clearing soft stoppages and ice from drain lines. They use a stream of high-pressure water that hits the stoppage and flushes it away. The thrust of the jet nozzle drives the hose down the line and gives you wall-to-wall pipe cleaning action. Our Vibra-Pulse® feature breaks the tension between the surface of the hose and the pipe walls, helping the hose slide around tight bends and propel itself farther down the line. The Jet-Set includes a wide range of equipment, from easy-to-use electric units that generate 1500 psi at 1.7 gallons per minute to gas jets that generate 3000 psi at 8 gpm, to the powerful Typhoon™ trailer jet that produces 2500 psi at 12 gpm.



Gen-Eye GL™ *Pipe Inspection/Location System*

When you have a Gen-Eye GL Pipe Inspection/Location System, you'll know what the problem is, where it is, and how deep to dig. It can keep your quotes competitive, and your customers happy. The self-leveling camera automatically keeps your picture right side up as the camera glides through the line, making it easier for you to follow the action. A DVD recorder provides a crisp picture with jitter free freeze frame, allowing you to better analyze any problem. The Gen-Eye GL system includes everything you need to trouble-shoot 2" – 10" lines.




Gen-Ear LE™ *Water Leak Location System*

The Gen-Ear LE™ is a simplified, more economical water leak locator with stronger sound amplification than other systems. The compact amplifier fits easily in the palm of your hand. It provides noise-free amplification with built-in preset audio filters, so you don't have guess what settings to use. And the high performance headphones block out interference from ambient noise. Use the Gen-Ear LE to pinpoint water leaks in residential and commercial water lines, whether they are under concrete slabs, in walls, swimming pools, and hot tubs.

Kinetic Water Ram™ *Opens Clogged Drains with Shock Action*

The Kinetic Water Ram uses a burst of compressed air to create a shock wave (kinetic energy) that travels through water to break up a stoppage. It quickly opens clogged sinks, toilets and tubs; handles rust, grease, and scale in lines up through 4" in diameter. The Ram has a self contained pump and pressure gauge, so you can hit the blockage with just the right amount of force. You get instant impact with no pressure build up. The shock wave travels so fast that it bypasses vents and stacks, hitting the stoppage with 98% of its force. The Ram is particularly useful when the problem is on the far side of a drum trap.



Urinal Auger

Gets through urinals where other snakes can't. Specially designed spring negotiates tight urinal bends. 48" Teletube® model clears stoppages beyond the urinal.



Closet Auger

Flexicore® double spring construction is so tough it's unconditionally guaranteed for a full year. Two springs are coiled over a wire rope core for maximum toughness and flexibility.



Teletube® model quickly extends from three to six feet if needed to clear stoppages beyond the bowl.

Hot-Shot™

Thaws Frozen Pipes Quickly

No more tearing up floors, breaking through walls, or digging around frozen pipes in frozen ground.

Now you can eliminate hazardous blow torches and stop worrying about expensive repairs or damage.

With the safe Hot-Shot pipe thawer, you can accomplish the job faster and easier – and save time and money.



Cold-Shot™ *Pipe Freeze Kit*

No need to drain water lines, sprinkler systems, or hot water systems before cutting pipe or tubing. The Cold-Shot keeps pressurized system operating while you make repairs. It freezes all types of liquids in steel, copper, cast iron, aluminum, and plastic pipes ranging from 1/8" to 2" (10 mm – 60 mm) using carbon dioxide (CO₂). The Cold-Shot is faster and less expensive than "refrigerator-type" units; faster and uses less CO₂ than "bag-type" units. In five minutes you're ready to go to work on copper tubing, just three minutes for cast pipe.

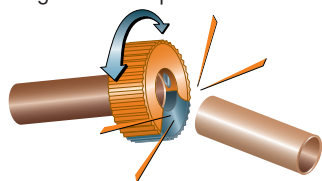


AutoCut™ *Copper Tubing Cutter*



This is a great tool to have when you don't have enough swing room to use a full size tubing cutter. You can cut copper tubing with less than one inch of clearance. And it's ideal for stub-out work.

Quicker than conventional cutters. Snap it on the tube, close the gate and turn. The cutter wheel automatically tightens as you turn the AutoCut – no knobs to twist. The cutter wheel is spring loaded to provide a constant cutting pressure. Available in 1/2", 3/4" and 1" sizes.



CopperKey™ *Copper Prep Tool*

Copper prep has never been quicker, easier, or safer. The CopperKey quickly cleans the outside of the tubing with its tungsten carbide coated staples that bite into the tube and strip to a shine in seconds. Patented abrasive technology design extends the life of the CopperKey by up to four times that of conventional tools. Scrapes and flux burns are history because your hands stay clear of the brush. And the patented ratchet handle lets you work in really tight places. Try a CopperKey once, and it will be your friend for life. Available in 1/2" and 3/4" sizes.



General's Sewer and Drain Cables



Flexicore® Wire Rope Center Cables

Heavy gauge wire is coiled around 49 strand wire rope and then heat treated. This cable has unequal strength and the right amount of flexibility. It's so tough it has a one year warranty against defect or breakage. Electric machine cables are left hand wound; hand operated cables are right hand wound.



Flexichain Ten Foot Sections

(Shown with "G" connector.) Quick-coupling 1-1/4" cables for use with Hot-Rodder or Model 88. A chain center gives maximum protection against losing broken cables in a line, while allowing maximum flexibility. With the "G" connector, no torque is put on the locking pin when running in reverse, making it a very durable coupling.



Sectional Cables


(Shown with "R" connector.) "T-slot" couplings in a variety of lengths, diameters, and styles for use with the Root 66, I-95 and Hot-Rodder. The 5/8" cables are 7-1/2 ft. long and have either a tightly wound or open wound spring. The 7/8" cables are 15 ft. long and are either hollow or have a spring-reinforced "Proflex" center. The 1-1/4" cables are available in standard and heavy duty versions.



Proflex Eight or Ten Foot Sections

(Shown with "L" connector.) Same outer cable as Flexichain, for use with same machines. An inner spring enables it to better handle motor torque and have better "push" when working through tough stoppages. Proflex and Flexichain outer springs are right-hand wound for faster self-feeding. Also available with "G" connector.

Some of General's Cutting Heads



Boring Gimlet
For removing loose objects



Flexible Arrow Head
For sharp turns in small lines



Down Head Boring Gimlet
Leads cable down the line



All-Purpose Down Head Fitting
Can be used with all standard Super-Vee cutters



Heavy Duty Expansion Cutter
Can pass through 3" pipe to reach and clean 6" pipe



1-1/2" "U" Cutter
For cutting and scraping



Double Down Head
(For 1/4" and 5/16" Cables) For especially difficult bends



Side Cutter Blades
For cutting and scraping in 2", 3", 4" and 6" sizes



Spear Head
A good starting tool to get water flowing




"U" Cutter
For cutting and scraping in 2", 3", and 4" sizes



Rotary Saw Blades
For roots and other stoppages in 3", 4" and 6" sizes



Root Ripper
Heavy spring screws into root mass, while front hook tears into stoppage



Five Blade Fan Type Digger
For digging and removing silt, sand, etc.



Heavy Duty Side Cutters
Extra thick blades with beveled edges, in 3" and 4" sizes



Corkscrew Retrieving Tool
For removing loose objects



Heavy Duty Saw Blades
For roots and other stoppages, in 3", 4", and 6" sizes

Opening a clogged sewer or drain calls for tough equipment. General builds sewer and drain cleaners with the most durable components, from cutting head to electrical system. We've been making pipe cleaners since 1930 and have continually improved their reliability. For instance, we introduced our Flexicore® cable years ago, which is reinforced with wire rope. It's still the toughest cable you can buy.

General builds machines for professional use and for maintenance in plants, buildings, schools, restaurants, and hotels. And we give you the broadest warranty in the industry. This catalog will help you choose the model you need to solve your drain cleaning problem. Then see your plumbing wholesaler for more information or contact the Drain Brains® at General.

	Typical Applications	For Use In Following Pipe & Sizes	Maximum Capacity	Operating Weight	Maximum Recommended Distance	Motor Horsepower
Super-Vee Power-Vee Drain-Rooter PH	Sinks Bathtubs, Roofstacks	1-1/4" – 3" 30 mm x 75 mm	35 ft. x 3/8" or 50 ft. x 5/16" or 1/4" 10.5 m x 9.5 mm or 15 m x 7.9 mm	16 lbs. with 25 ft. x 3/8" 7kg 34 lbs./15 kg	50 ft. 15 m	3.2 amp
Mini-Rooter Mini-Rooter XP	Small Drains, Inside Work, On Roofs (Not For Roots)	1-1/4" – 3" and most 4" 30 mm – 75 mm and most 100 mm	75 ft. x 1/2" or 3/8" 22.5 m x 12.7 mm	51 lbs. With 75 ft. x 3/8" 23 kg	75 ft. 22.5 m	1/3 hp.
Sewerooter T-3	Small Drains, Inside Work, On Roofs (Not For Roots)	2" – 3" and most 4" 50 mm – 75 mm and most 100 mm	100 ft. x 1/2" 30 m x 12.7 mm	115 lbs. 52 kg	100 ft. 30 m	1/3hp. Optional 1/2 hp.
Metro-Rooter	Combination of Sewerooter T-3 and Maxi-Rooter	2" – 10" 50mm – 250mm	50 ft. x 3/4" or 75 ft. x 5/8" or 100 ft. x 1/2" 15m x 19mm or 22.5m x 15.8mm or 30m x 12.7mm	153 lbs. with 75 ft. 69 kg	150 ft. 45m	1/3 hp
Speedrooter 91	Combination Sewerooter T-3 and Maxi-Rooter	3" – 10" 75 mm – 250 mm	100 ft. x 3/4" or 5/8" 100 ft. x 1/2" 30 m x 19 mm or 30 m x 12.7 mm	239 lbs. 108 kg	200 ft. 60 m	1/2 hp. Optional 3/4 hp.
Maxi-Rooter	Heavy Duty, Roots, Sand, Rags, Industrial Plants	3" – 10" 75 mm – 250 mm	125 ft. x 3/4" or 150 ft. x 5/8" 37.5 m x 19 mm or 45 m x 15.8 mm	250 lbs. 114 kg	200 ft. 60 m	3/4 hp.
I-95	Small Drains, Inside Work, On Roofs	1-1/4" – 4" 30 mm – 100 mm	Not Applicable	39 lbs. Without Sections 18 kg	125 ft. x 5/8" cable 38 m x 15.8 mm 150 ft. x 7/8" cable 45m x 22.4 mm	1/3 hp. Optional 1/2 hp.
Root 66	Small Drains, Inside Work, On Roofs	1-1/4" – 4" 30 mm – 100 mm	Not Applicable	38 lbs. Without Sections 17 kg	125 ft. x 5/8" cable 38 m x 15.8 mm 150 ft. x 7/8" cable 45 m x 22.4 mm	1/2 hp.
Model 88	Heavy Duty, Roots, Sand, Rags, Industrial Plants	3" – 10" 75 mm – 250 mm	Not Applicable	80 lbs. Without Sections 36kg	200 ft. 60 m	3/4 hp. Optional 1 hp.
Hot-Rodder	Heavy Duty, Roots, Sand, Rags, Industrial Plants	3" – 10 " 75 mm – 250 mm	Not Applicable	96 lbs. Without Sections 43 kg	200 ft. – 60 m 300 ft. – 90 m	3/4 hp. Optional 1 hp.
Jet-Set	Grease, Sand Soft Stoppages and Ice	1-1/2" – 12" 38 mm – 300 mm	Up to 400 ft. depending upon unit.	Varies with unit.	75 ft. x 1/8" hose 22.5 m x 3.2 mm 200 ft. x 1/4" hose 60 m x 6.4 mm 300 ft. x 3/8" hose 90 m x 9.5 mm	1-1/2 – 24 hp.

Use 1/4" Cable in 1-1/4" – 2" Lines ■ 5/16" Cable in 1-1/2" – 2" Lines ■ 3/8" Cable in 2" – 3" Lines
1/2" Cable in 3" – 4" Lines (Not Roots) ■ 5/8" Cable in 3" – 6" Lines ■ 3/4" Cable in 4" – 10" Lines

General / **General Wire Spring Co.**
PIPE CLEANERS
 1101 Thompson Avenue • McKees Rocks, PA 15136 USA
 800-245-6200 or 412-771-6300 • Fax: 412-771-2771
 www.drainbrain.com